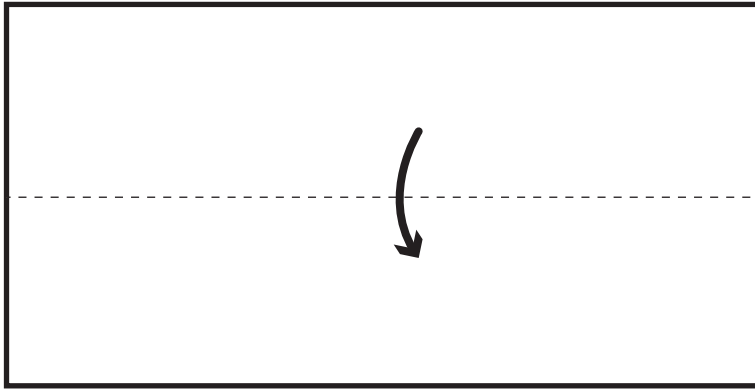
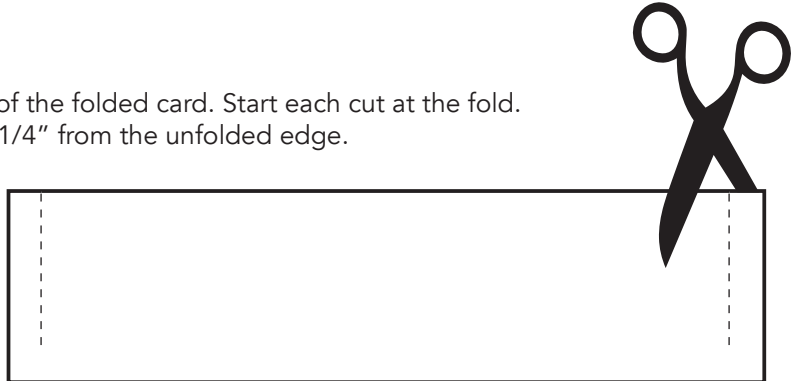


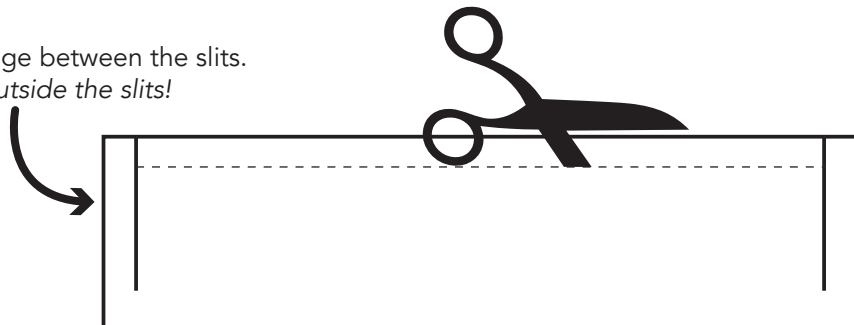
- 1 Fold card in half lengthwise.



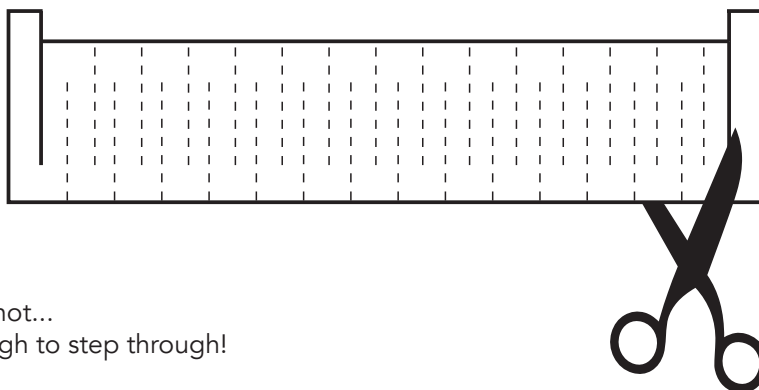
- 2 Cut two slits near the edges of the folded card. Start each cut at the fold. Each cut should end at least 1/4" from the unfolded edge.



- 3 Cut off the folded edge between the slits. *Don't cut the ends outside the slits!*



- 4 Cut alternating slits in the middle of the card (up/down from the folded edge as shown). As before, end each cut at least 1/4" from the edge.



- 5 Open the card. Believe it or not... you'll have a hole large enough to step through!

Y	U	N	W	X	T	H	G	Z	C	M	E	D	Q	A
J	K	U	C	W	M	K	R	C	K	T	K	V	C	R
S	S	B	E	I	N	G	I	N	Y	W	F	F	I	A
I	U	D	W	N	S	O	S	I	W	H	O	P	E	S
A	F	D	C	F	A	F	I	R	B	S	R	F	I	C
V	I	F	V	B	W	C	B	V	S	Z	O	H	F	P
O	S	O	S	D	V	W	W	H	A	T	O	A	V	G
M	E	F	U	M	O	F	B	F	A	Y	U	V	H	H
W	E	I	O	N	I	E	S	S	U	R	E	A	W	E
V	H	A	I	C	A	E	R	P	C	H	U	W	P	B
H	S	Y	W	E	N	Z	B	U	V	R	S	S	X	U
M	V	S	U	H	I	A	V	I	F	A	I	T	H	X
E	H	E	B	R	E	W	S	E	S	S	Y	A	O	T
W	F	F	F	Z	Y	A	U	P	U	Q	O	H	J	U
Z	N	N	F	M	B	F	E	A	T	N	O	T	T	M

BEING

FAITH

FOR

HEBREWS

HOPE

NOT

SEE

SURE


WHAT

What to Do:

Print one copy for each kid.

Crossword Verse, NIrV

June 2020, Week 4, Small Group 2-3
©2020 The reThink Group, Inc. All rights reserved.



What to Do:
Print one for each kid.