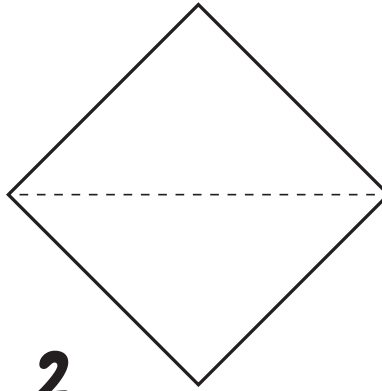
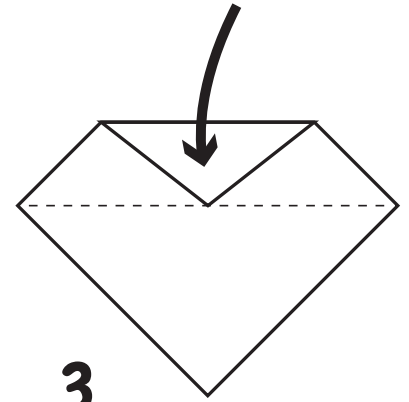


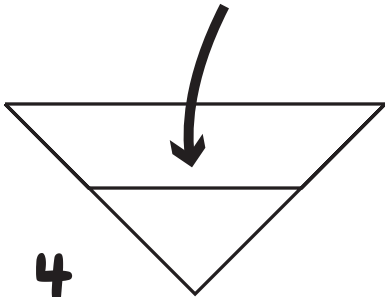
1
Place the paper on a table with a point of the square facing away from you.



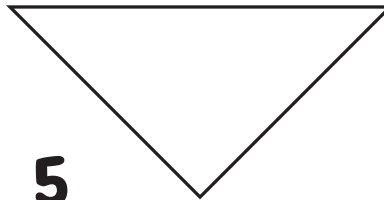
2
Fold the paper in half creating a triangle. Open the paper up. There should be a crease through the center of the square.



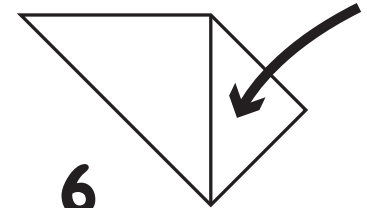
3
Fold the top point to the center point of the crease.



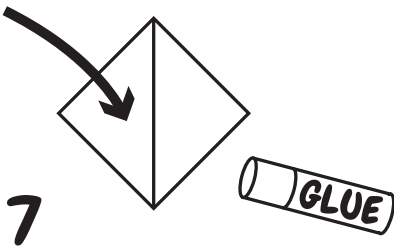
4
Re-fold the square along the crease.



5
Flip the paper over with the long edge of the triangle facing away from you.




6
Fold the point to the right to the center point.



7
Fold the point to the left to the center point. Glue the two flaps down.



8
Glue the Joshua 1:9 Cards to the back of the bookmark.



9
Now you are ready to **DECORATE YOUR MONSTER!**

God says:
“Be strong and
courageous. Do
not be afraid; do
not be discouraged,
for the LORD your
God will be with you
wherever you go.”

Joshua 1:9b, NIV

God says:
“Be strong and
courageous. Do
not be afraid; do
not be discouraged,
for the LORD your
God will be with you
wherever you go.”

Joshua 1:9b, NIV

God says:
“Be strong and
courageous. Do
not be afraid; do
not be discouraged,
for the LORD your
God will be with you
wherever you go.”

Joshua 1:9b, NIV

God says:
“Be strong and
courageous. Do
not be afraid; do
not be discouraged,
for the LORD your
God will be with you
wherever you go.”

Joshua 1:9b, NIV

God says:
“Be strong and
courageous. Do
not be afraid; do
not be discouraged,
for the LORD your
God will be with you
wherever you go.”

Joshua 1:9b, NIV

God says:
“Be strong and
courageous. Do
not be afraid; do
not be discouraged,
for the LORD your
God will be with you
wherever you go.”

Joshua 1:9b, NIV

WHAT TO DO:

Print on cardstock and cut along dashed lines. Provide one card for each kid.
Cards can be copied on a variety of colored card stock if desired.

Joshua 1:9 Cards, NIV

May 2020, Week 4, Preteen Small Group
©2020 The reThink Group, Inc. All rights reserved.

